

## Online Registration & Claiming Access Instructions

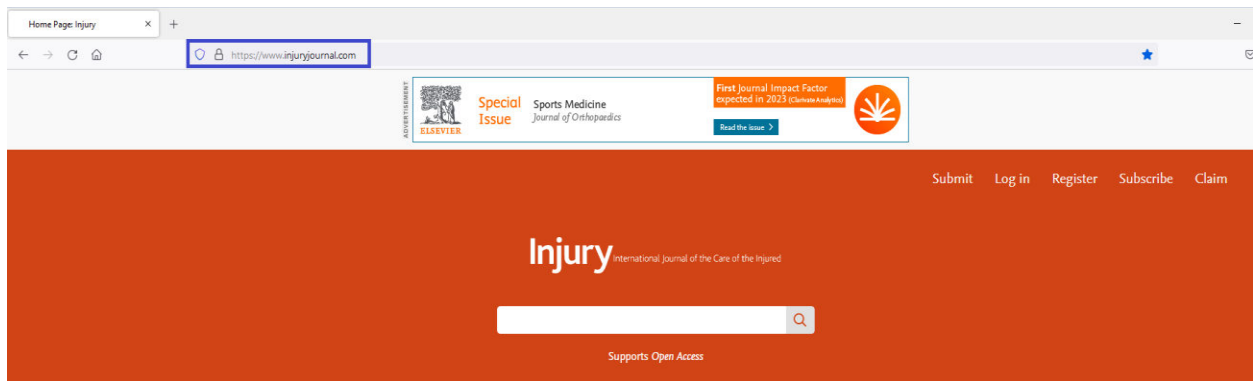
**Journal Name: Injury**

**Society Name: Australian and New Zealand Trauma Society – ANZTS**

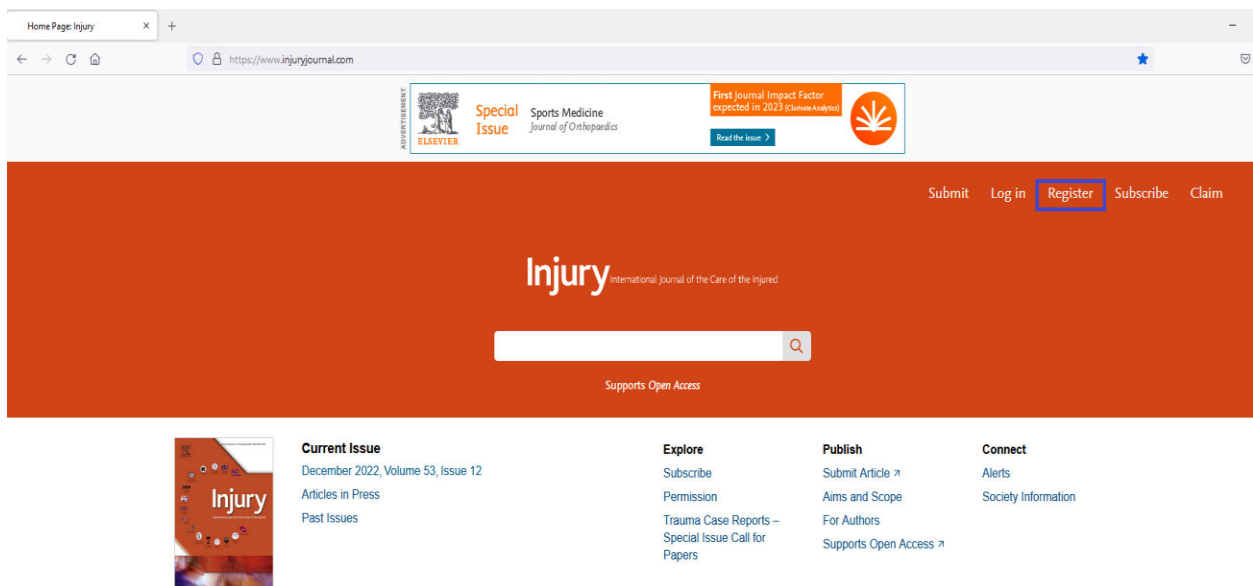
### Registration Instructions & Claiming Access

[Existing users can instantly login with your credentials and access the Journal]

1. Go to the **Journal page** <https://www.injuryjournal.com/>  
\*\*Bookmark the link and save time accessing your subscription on future visits\*\*



2. Click on **“Register”** at the top right of the screen ([If you have already registered, please skip steps 2 & 3](#))



3. Use your **preferred e-mail ID** \_\_\_\_\_, enter all the requested details and register.

**\*\*Registration is a one-time process\*\***

The screenshot shows a web browser window with the URL <https://www.injuryjournal.com/action/registration?redirectUrl=https://www.injuryjournal.com%2F&directReg=true#step:1>. The page features a header with the Elsevier logo, 'Special Issue Sports Medicine Journal of Orthopaedics', and a 'First Journal Impact Factor expected in 2023 (Trauma Analytics)' badge. The main content area is titled 'Create a Free Account' and includes the following elements:

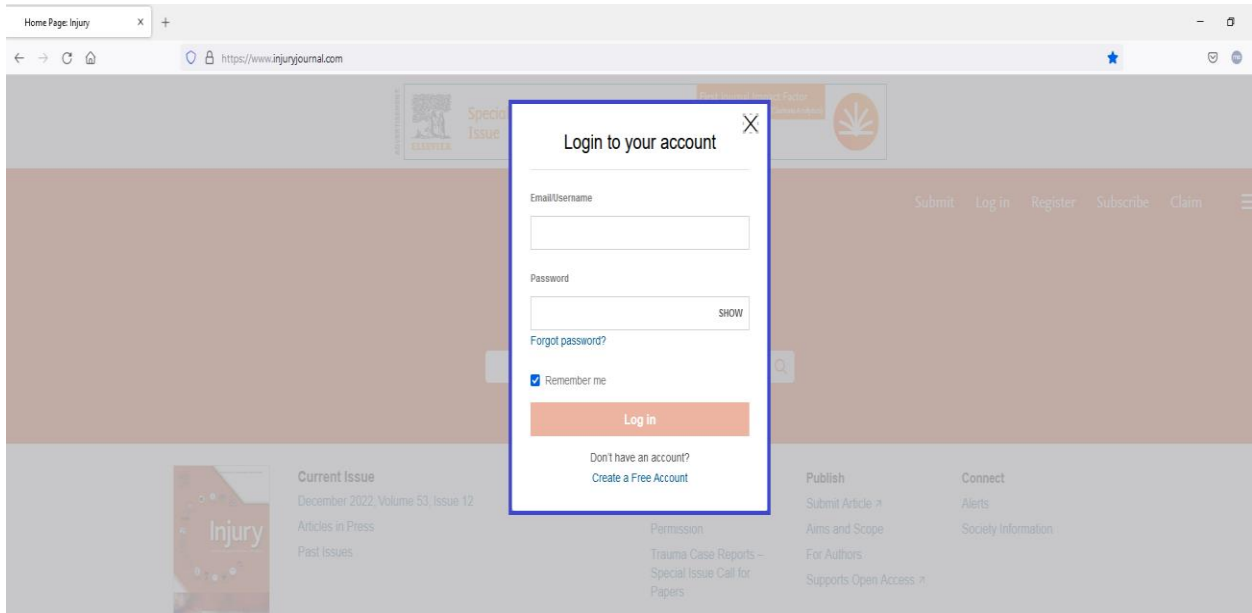
- A sub-header: 'This one-time registration allows you to customize journal preferences for content updates, article reading lists and more.'
- A link: 'Already have an account? Sign In'
- A progress indicator with four steps, where step 1 is active.
- An 'Email Address' input field with a red asterisk indicating it is required.
- A 'Create Password' input field with a red asterisk and a 'SHOW' button. Below it, a note reads: '5-20 characters, no spaces, case sensitive'.
- A 'Continue' button with a right-pointing arrow.
- A red asterisk at the bottom left of the form area with the text '\* Required'.

4. Once registered\*\*, Please click on “**Login**” as highlighted in the below screenshot

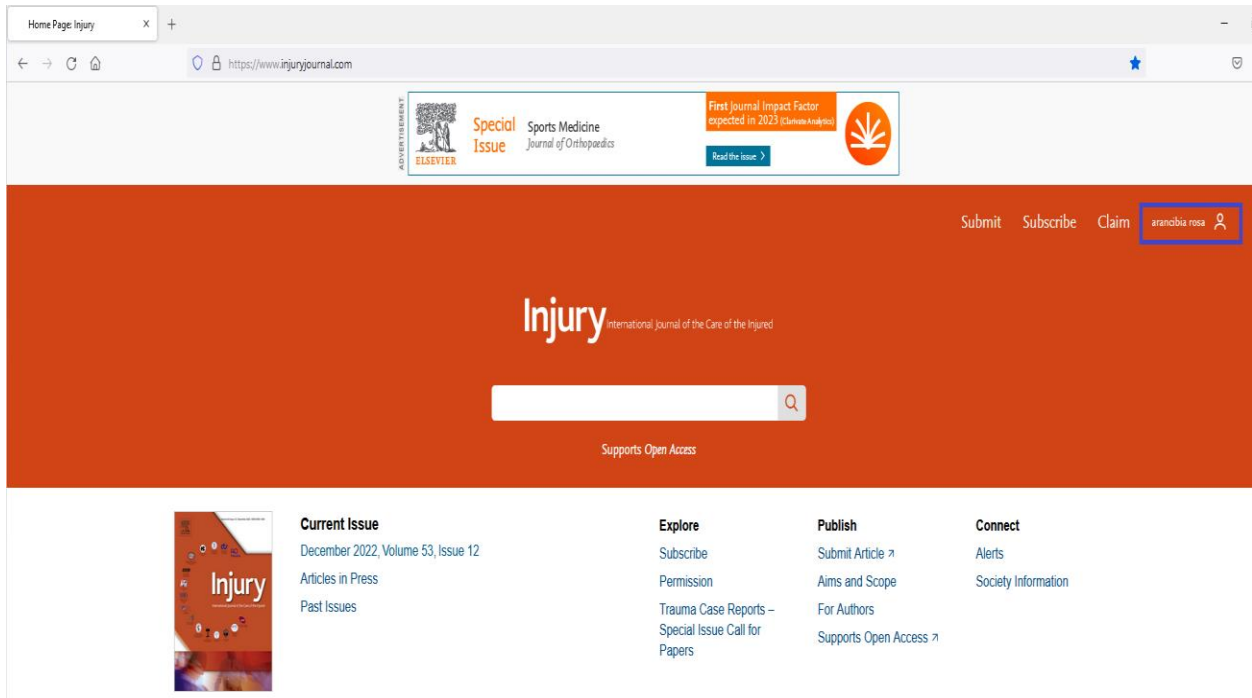
The screenshot shows the homepage of the Injury journal website. The URL is <https://www.injuryjournal.com>. The header includes the Elsevier logo, 'Special Issue Sports Medicine Journal of Orthopaedics', and the 'First Journal Impact Factor expected in 2023 (Trauma Analytics)' badge. The navigation menu at the top right contains the following links: 'Submit', 'Log in', 'Register', 'Subscribe', and 'Claim'. The 'Log in' link is highlighted with a blue box. Below the navigation menu is a search bar and the text 'Supports Open Access'. The main content area is divided into four columns:

- Current Issue**: December 2022, Volume 53, Issue 12; Articles in Press; Past Issues.
- Explore**: Subscribe; Permission; Trauma Case Reports – Special Issue Call for Papers.
- Publish**: Submit Article ↗; Aims and Scope; For Authors; Supports Open Access ↗.
- Connect**: Alerts; Society Information.

5. Your login credentials are your registered **email ID & Password**

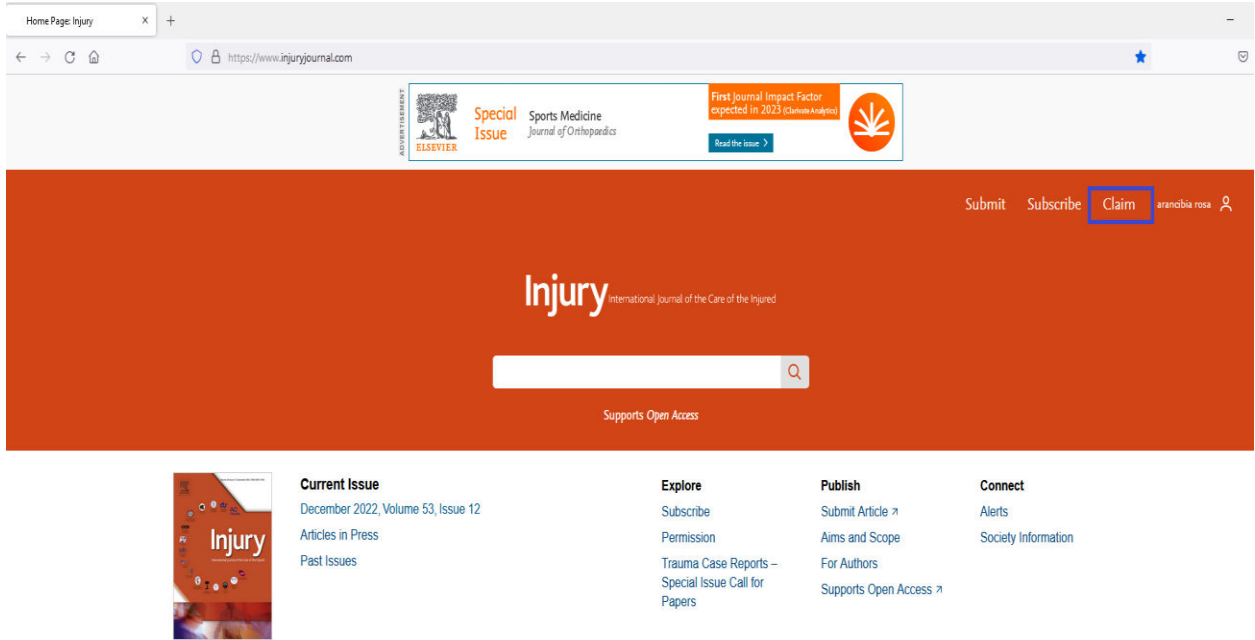


6. Post Login, your **name** would display as shown in the below screenshot

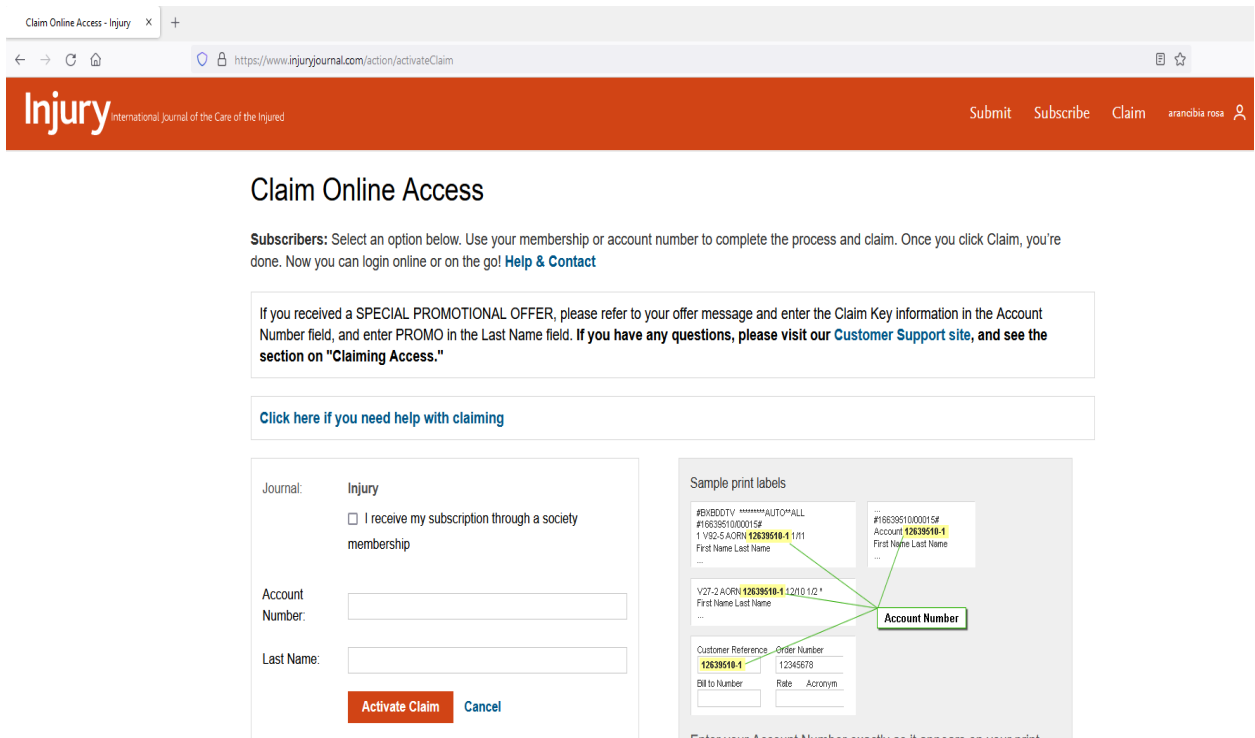


7. To initiate the claim process, click on “Claim”

**\*\*Claiming is a one-time process\*\*** (If you have already claimed you can start accessing the Journal online once you logged in and please ignore the below steps)



8. You will be taken to a new screen as shown below



9. **Tick the box** that says, “[I receive my subscription through a society membership](#)” and the Society name “**Australian and New Zealand Trauma Society – ANZTS**” auto-populates

Journal: **Injury**

I receive my subscription through a society membership

Society / Group: **Australian and New Zealand Trauma Society (ANZTS)**

Membership / Account number:

Last name:

**Activate Claim** **Cancel**

10. You will need to enter your **Email ID** in the “**Membership/Account Number**” Field, and **Last Name** in the **Last Name** field. Finally, click “**Activate Claim**”

Journal: **Injury**

I receive my subscription through a society membership

Society / Group: **Australasian Trauma Society (ATS)**

Membership / Account Number:

Last Name:

**Activate Claim** **Cancel**

11. You will receive a “**Claim Activation Successful**” message and thereby your claiming process is complete.

12. Under the "My Access" Tab, you can now check the access you've claimed.

The screenshot shows the home page of the Injury journal website. The browser address bar displays "https://www.injuryjournal.com". The page header includes a navigation bar with "Submit", "Subscribe", and "Claim" buttons. A dropdown menu is open under "Claim", with "My Access" highlighted. The main content area features a search bar and a "Supports Open Access" message. Below this, there are four columns of links: "Current Issue" (December 2022, Volume 53, Issue 12), "Explore" (Subscribe, Permission, Trauma Case Reports, Special Issue Call for Papers), "Publish" (Submit Article, Aims and Scope, For Authors, Supports Open Access), and "Connect" (Alerts, Society Information).

13. You can now start accessing the complete Journal content for

- **Australian and New Zealand Trauma Society – ANZTS**

Please contact us at [ussocieties@elsevier.com](mailto:ussocieties@elsevier.com) with a snapshot of the error if you experience any problems accessing the journal's contents so that we can investigate it further.

**Note:**

- **Claiming access to your subscription is a one-time activity**